





PEACEKEEPING ASSESSMENTS

Mission: United Nations Support Office in Somalia (UNSOS)

	From:	To:
Mandate:	1-Jan-2024	30-Jun-2024
Rates:	1-Jan-2024	31-Dec-2024

UN Document ID: ST/ADM/SER.B/1061

Legislative Basis GA: General Assembly resolution 77/315 of 30 June 2023



Member State	Peacekeeping Level	Scale Rate %	Relative to Group Total Rate %	Relative to Grand Total Rate %	Gross Assessment/Credit (rounded)	Staff Assessment Credits (rounded)	Net Assessment/Credit
Panama	G	0.090	5.3892	0.0270	81,910	1,722	80,188
Poland	G	0.837	50.1198	0.2511	761,765	16,012	745,753
Seychelles	G	0.002	0.1198	0.0006	1,820	38	1,782
	G				1,519,890	31,947	1,487,943



Member State	Peacekeeping Level	Scale Rate %	Relative to Group Total Rate %	Relative to Grand Total Rate %	Gross Assessment/ Credit (rounded)	Staff Assessment Credits (rounded)	Net Assessment/ Credit
Serbia	I	0.032	0.3281	0.0064	19,416	408	19,008
South Africa	I	0.244	2.5015	0.0488	148,045	3,112	144,933
Sri Lanka	I	0.045	0.4613	0.0090	27,303	574	26,729
Suriname	I	0.003	0.0308	0.0006	1,820	38	1,782
Syrian Arab Republic	I	0.009	0.0923	0.0018	5,461	115	5,346
Tajikistan	I	0.003	0.0308	0.0006	1,820	38	1,782
Thailand	I	0.368	3.7728	0.0736	223,281	4,693	218,588
Tonga	I	0.001	0.0103	0.0002	607	13	594
Tunisia	I	0.019	0.1948	0.0038	11,528	242	11,286
Türkiye	I	0.845	8.6631	0.1690	512,697	10,777	501,920
Turkmenistan	I	0.034	0.3486	0.0068	20,629	434	20,195
Ukraine	I	0.056	0.5741	0.0112	33,978	714	33,264
Uzbekistan	I	0.027	0.2768	0.0054	16,382	344	16,038
Vanuatu	I	0.001	0.0103	0.0002	607	13	594
Venezuela (Bolivarian Republic of)	I	0.175	1.7941	0.0350	106,180	2,232	103,948
Vietnam	I	0.093	0.9535	0.0186	56,427	1,186	55,241
Zimbabwe	I	0.007	0.0718	0.0014	4,247	89	4,158
	I				5,918,165	124,401	5,793,764
Afghanistan	J	0.006	3.0303	0.0006	1,820	38	1,782
Angola	J	0.010	5.0505	0.0010	3,034	64	2,970
Bangladesh	J	0.010	5.0505	0.0010	3,034	64	2,970
Benin	J	0.005	2.5253	0.0005	1,517	32	1,485
Bhutan	J	0.001	0.5051	0.0001	303	6	297
Burkina Faso	J	0.004	2.0202	0.0004	1,214	26	1,188
Burundi	J	0.001	0.5051	0.0001	303	6	297
Cambodia	J	0.007	3.5354	0.0007	2,124	45	2,079
Central African Republic	J	0.001	0.5051	0.0001	303	6	297
Chad	J	0.003	1.5152	0.0003	910	19	891
Comoros	J	0.001	0.5051	0.0001	303	6	297
Democratic Republic of the Congo	J	0.010	5.0505	0.0010	3,034	64	2,970
Djibouti	J	0.001	0.5051	0.0001	303	6	297
Eritrea	J	0.001	0.5051	0.0001	303	6	297
Ethiopia	J	0.010	5.0505	0.0010	3,034	64	2,970
Gambia	J	0.001	0.5051	0.0001	303	6	297
Guinea	J	0.003	1.5152	0.0003	910	19	891
Guinea-Bissau	J	0.001	0.5051	0.0001	303	6	297
Haiti	J	0.006	3.0303	0.0006	1,820	38	1,782
Kiribati	J	0.001	0.5051	0.0001	303	6	297
Lao People's Democratic Republic	J	0.007	3.5354	0.0007	2,124	45	2,079
Lesotho	J	0.001	0.5051	0.0001	303	6	297
Liberia	J	0.001	0.5051	0.0001	303	6	297
Madagascar	J	0.004	2.0202	0.0004	1,214	26	1,188
Malawi	J	0.002	1.0101	0.0002	607	13	594
Mali	J	0.005	2.5253	0.0005	1,517	32	1,485
Mauritania	J	0.002	1.0101	0.0002	607	13	594
Mozambique	J	0.004	2.0202	0.0004	1,214	26	1,188
Myanmar	J	0.010	5.0505	0.0010	3,034	64	2,970
Nepal	J	0.010	5.0505	0.0010	3,034	64	2,970
Niger	J	0.003	1.5152	0.0003	910	19	891
Rwanda	J	0.003	1.5152	0.0003	910	19	891
Sao Tome and Principe	J	0.001	0.5051	0.0001	303	6	297
Senegal	J	0.007	3.5354	0.0007	2,124	45	2,079
Sierra Leone	J	0.001	0.5051	0.0001	303	6	297
Solomon Islands	J	0.001	0.5051	0.0001	303	6	297
Somalia	J	0.001	0.5051	0.0001	303	6	297
South Sudan	J	0.002	1.0101	0.0002	607	13	594
Sudan	J	0.010	5.0505	0.0010	3,034	64	2,970
Timor-Leste	J	0.001	0.5051	0.0001	303	6	297
Togo	J	0.002	1.0101	0.0002	607	13	594
Tuvalu	J	0.001	0.5051	0.0001	303	6	297
Uganda	J	0.010	5.0505	0.0010	3,034	64	2,970
United Republic of Tanzania	J	0.0001	3.034	64	2,970	0.0010	5.0505
2,124	32	6					

