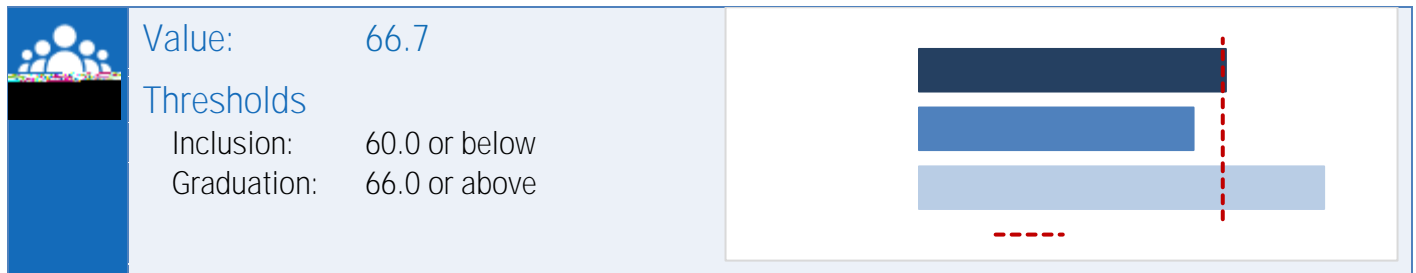




## Human assets index (HAI)\*



### HAI indicators\*


#### Under-five mortality rate

 Value: 37.0  
Index: 83.7  
Source: UN IAG for Child Mortality Estimation

#### Lower secondary education completion rate

 Value: 31.0  
Index: 23.3  
Source: UNESCO


#### Prevalence of stunting

 Value: 17.0  
Index: 71.0  
Source: UNICEF/WHO/World Bank Joint Child Malnutrition Estimates


#### Adult literacy rate

 Value: 57.7  
Index: 43.6  
Source: UNESCO

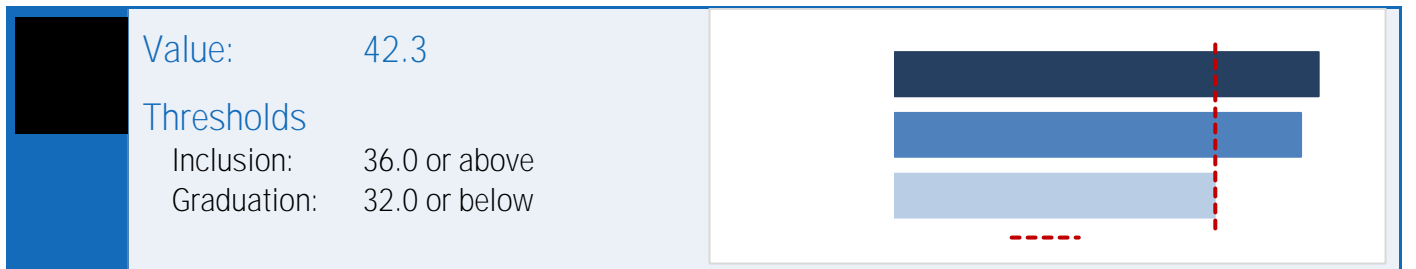
#### Maternal mortality rate

 Value: 261  
Index: 78.6  
Source: UN IAG for Maternal Mortality

#### Gender parity index for lower secondary education completion

 Value: 1.2  
Index: 100.0  
Source: UNESCO

## Economic and environmental vulnerability index (EVI)\*




### EVI indicators\*


#### Share of agriculture, forestry and fishing in GDP

 Value: 17.8  
Index: 28.4  
Source: UN/DESA, Statistics Division


#### Share of population in low elevated coastal zones

 Value: 7.0  
Index: 20.1  
Source: CIESIN


#### Remoteness and landlockedness

 Value: 45.5  
Index: 44.4  
Source: CDP Secretariat


#### Share of population living in drylands

 Value: 90.6  
Index: 90.6  
Source: CDP Secretariat


#### Merchandise export concentration

 Value: 6.7  
Index: 44.7  
Source: UNCTAD

#### Instability of agricultural production

 Value: 14.2  
Index: 68.7  
Source: FAO

#### Instability of exports of goods and services

 Value: 4.8  
Index: 9.7  
Source: UN/DESA, Statistics Division

#### Victims of disasters

 Value: 0.31  
Index: 31.9  
Source: EM-DAT